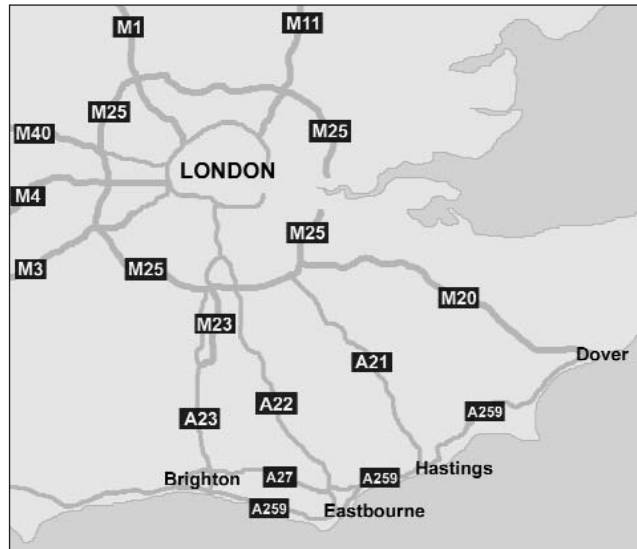




DIRECTIONS TO

PLASA Limited
Redoubt House
1 Edward Road
Eastbourne
BN23 8AS, UK.
Tel: +44 (0)1323 524120



PLASA is based on the Highfield Business Park on the outskirts of Eastbourne.

From the North

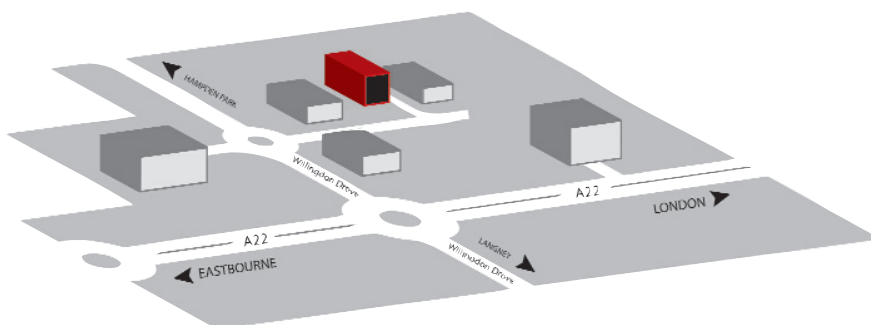
From the M25, take the A22 to Eastbourne and remain on this road until you are effectively a few miles outside Eastbourne. Just after the Boship roundabout, you will pass several exits to Hailsham. Remain on the A22, crossing both the Diplocks and Arlington Eagles Roundabouts. At the next roundabout, take the left filter lane onto the A27 (signposted Eastbourne). At the first roundabout take the second exit onto the A22 (signposted Eastbourne). At the next roundabout continue on the A22 (second exit). You will then come to another roundabout (the Shine Water roundabout) from which you should take the third exit (signposted Highfield Park and Hampden Park). Travel the short distance to the next roundabout and take the third exit into Edward Road. You will see an Audi car showroom on your right.

Take the first exit on your left into Highfield Business Park. The PLASA office is the tall three-storey building in the centre of the Business Park. There is ample car parking available around the building.

From the West

From the M25, take the M23 towards Brighton. Continue forward on to the A23 and take the exit marked A27 towards Lewes. Remain on the A27 heading towards Eastbourne. You will eventually arrive at a set of traffic signals just outside Polegate. Turn left onto the A27 (signposted London) and at the next roundabout take the third exit onto the A27 (signposted Eastbourne). At the first roundabout take the second exit onto the A22 (signposted Eastbourne). At the next roundabout continue on the A22 (second exit). You will then come to another roundabout (the Shine Water roundabout) from which you should take the third exit (signposted Highfield Park and Hampden Park). Travel the short distance to the next roundabout and take the third exit into Edward Road. You will see an Audi car showroom on your right.

Take the first exit on your left into Highfield Business Park. The PLASA office is the tall three-storey building in the centre of the Business Park. There is ample car parking available around the building.

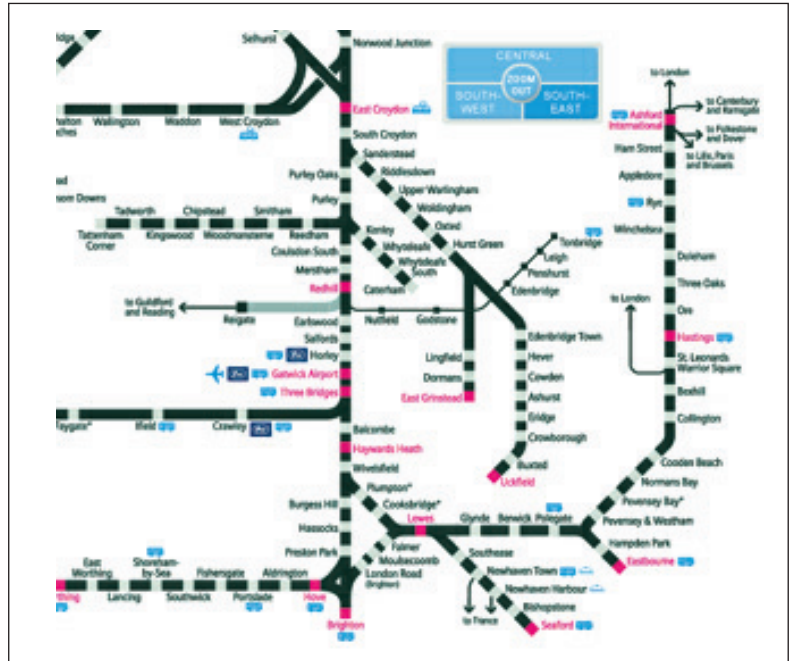




DIRECTIONS TO

PLASA Limited
Redoubt House
1 Edward Road
Eastbourne
BN23 8AS, UK.
Tel: +44 (0)1323 524120

PLASA is based on the Highfield Business Park on the outskirts of Eastbourne.



The nearest station to the PLASA Office is Hampden Park - just one stop before the main station at Eastbourne.

Exit at Hampden Park (please note that not all trains to Eastbourne stop at Hampden Park station so you will need to ensure that your train stops here).

From Platform 2 take the small exit to the left of the passenger shelter and walk down the footpath towards the main road. At the end of the path turn right (away from the Hampden Park shops) and head to the roundabout ahead (Mountfield roundabout).

When you reach the roundabout, turn right and walk down Lottbridge Drive, passing Cosmetica and B&Q on your way.

At the next roundabout, turn left into Willington Drive (Kings Church and Gardeners Books will be on your right).

At the next roundabout with the Audi showroom on the corner (Highfield roundabout) turn left, then take the first exit on your left into Highfield Business Park.

The PLASA office is the tall three-storey building in the centre of the Business Park.

